



Contact Address:

DAIKIN AIRCONDITIONING INDIA PVT. LTD.

12th Floor, Building No. 9
Tower A, DLF Cyber City
DLF Phase III, Gurgaon 122002
Haryana, India
Tel: 0124-4555444, Fax: 0124-4555333

Sales & Service Offices:

Ahmedabad Tel: 079-40013100	Cochin Tel: 0484-4038646	Kolkata Tel: 033-40608019/40659544	Raipur Tel: 0771-4911225
Bengaluru Tel: 080-25722336/25722337	Delhi Tel: 011-43834400/5500	Ludhiana Tel: 0161-5077028/29/30	Ranchi Mob: 7008704566
Bhubaneswar Tel: 0674-2554677	Ghaziabad Tel: 0120-4205851	Mumbai Tel: 022-62321666	Secunderabad Tel: 040-49134283
Chandigarh Tel: 0172-4947200/30	Indore Tel: 0731-4005864	Patna Tel: 0612-2582282	Vijayawada Tel: 0866-2952226/24/25
Chennai Tel: 044-40807676	Jaipur Tel: 0141-2218903/04/05/06	Pune Tel: 020-25560300	Lucknow Tel: 0522-4309858/59/60



Customer Contact Centre:

SMS: <DAIKIN> to 92 101 88 999
Give missed call: to 92 101 88 999
Customer Support No.: 011-40319300/1860 180 3900
Email: customerservice@daikinindia.com
Visit us at: www.daikinindia.com
Buy at: www.mydaikinstore.com

f /daikinindia t /daikinindia www.daikinindia.com/blog in /company/daikin-airconditioning-india-pvt.-ltd.

Disclaimer

As a continuing policy of product innovation at Daikin, the design and specifications are subject to change without prior notice. The visuals of the products in the brochure are representative only, actual products might differ from the ones shown.

Products mentioned in this brochure comply with RoHS regulations as per E-waste (Management & Handling) Rules, 2011 and should not be mixed with general household waste at the end of their useful life. For more details kindly visit our website www.daikinindia.com or contact our customer care centre at 011-40319300/1860 180 3900.


Ceiling Mounted Cassette

Best of design and features



FCW Series

FEATURES



Heat exchanger coil:

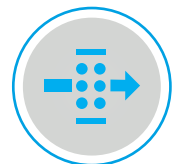
Fin and tube type heat exchanger with 2 row, 1.2mm fin pitch.

Copper tube Ø7mm, 0.4mm thickness, Plain type both inside & outside

Design pressure : 2.1 MPa

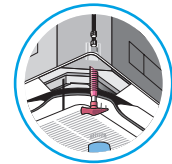
End connectors : 25.4 (1") BSP Female thread adaptor

Air purge line : Provided



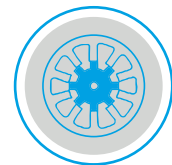
Air Filter:

Resin net with mold resistance pre-fitted as standard for all models



Deco Panel:

Fresh white 950 x 950 x 50 mm (L x W x H)

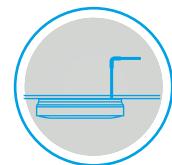


Fan & Motor:

Turbo fan with BLDC motor.

Speed modes: 5 levels

(HH/HM/M/ML/L: starting from highest speed level)




Drain Pump & Float Switch :

Standard in-built Drain Pump & Float Switch for all models. Drain size VP25 (ID 25 x OD 32)



Controller:

Wireless Remote Controller along with Decorative Panel.



SPECIFICATIONS

Model	FCW											
	15ARV16	18ARV16	24ARV16	27ARV16	30ARV16	33ARV16	36ARV16	42ARV16	46ARV16	48ARV16		
Total Cooling Capacity	Btu/h	15,000	18,000	24,000	27,000	30,000	33,000	36,000	42,000	45,600	48,000	
	TR	1.25	1.50	2.00	2.25	2.50	2.75	3.00	3.50	3.80	4.00	
Sensible Cooling Capacity	Btu/h	10,950	13,140	18,240	20,520	23,100	25,410	28,080	32,760	35,112	36,960	
	TR	0.88	1.05	1.40	1.58	1.75	1.93	2.10	2.45	2.66	2.80	
Medium		Water										
Max Working Pressure	KPa	2100										
Water Flow Rate	USGPM	3.3	4.0	5.3	6.0	6.7	7.3	8.0	9.3	10.1	10.7	
Pressure Drop	KPa	15	20	35	44	52	47	56	72	81	87	
Power Source	V/Ph/Hz	230/1/50										
Input Power	W	17	19	38	48	66	54	84	98	110	127	
Running Current	A	0.14	0.16	0.31	0.39	0.51	0.43	0.67	0.76	0.86	0.97	
Fan Motor Type		BLDC										
Air Flow Rate [HH]	m ³ /h	725	870	1278	1366	1600	1635	1971	2078	2155	2277	
Air Flow Rate [HM]	m ³ /h	682	798	1161	1249	1454	1513	1819	1971	1971	2124	
Air Flow Rate [M]	m ³ /h	653	725	1016	1074	1307	1360	1666	1819	1819	1971	
Air Flow Rate [ML]	m ³ /h	624	653	870	1016	1089	1284	1513	1666	1666	1819	
Air Flow Rate [L]	m ³ /h	581	581	725	958	1016	1131	1360	1513	1513	1666	
External Static Pressure	Pa	--	--	--	--	--	--	--	--	--	--	
Sound Pressure [HH]	dBA	25	29	39	39	43	41	45	47	48	49	
Sound Pressure [HM]	dBA	25	27	39	39	41	39	44	45	45	48	
Sound Pressure [M]	dBA	25	25	32	35	39	36	42	44	44	45	
Sound Pressure [ML]	dBA	25	25	29	32	36	36	39	42	42	44	
Sound Pressure [L]	dBA	23	23	25	31	32	36	36	39	39	42	
Deco Panel Color		Fresh White										
Air Filter		Resin Net (with mould resistance)										
Copper Tube		Copper Plain OD ø7 x Thk 0.4 mm										
Fin Pitch	mm	1.2										
HE Row/Stage		2/10					2/12					
Inlet Outlet Connection		1" BSP Female Thread Adaptor										
Drain Pipe (OD/ID)	mm	ø32/ø25										
Dimension L x W x H (Main unit)	mm	840 x 840 x 256					840 x 840 x 298					
Dimension L x W x H (Deco Panel)	mm	950 x 950 x 50										
Weight (Main Unit + Deco Panel)	kg	23 + 5.5					26 + 5.5					

Notes:

Additional 10W for drain pump operation

Sound pressure at 1.5m below the face center of air return of the unit

Entering air temperature: DB 27/WB 19°C

Entering/Leaving water temperature: 7/12°C